

Scout Leader Pins

George Crowl

Part 2 - Varieties of Hat, Collar and Lapel Pins



TABLE OF CONTENTS (Cont'd)





Introduction	1
Illustrated Glossary of Pin Terms	2
Basic Pin Identification	5
Varieties of Hat and Collar Pins - 1920-1968	15
Varieties of Lapel Pins - 1920-54	19
Table of Hat and Collar Pin Front and Back Varieties	23
Table of Lapel Pin Front and Back Varieties	29
Catalog/Insignia Guide Illustrations from 1937, 1938, 1953 and 1960	31
Early Pins from 1913-16	35
Early Pins from 1917-19	35
Badge by Name and Dates after 1920	38
Terms for Offices/Positions	39
References	40

VARIETIES OF HAT AND COLLAR PINS - 1920-1968 SCOUTMASTER/ASSISTANT; SPL/JASM; WREATH PINS

Scoutmaster and Assistant Scoutmaster

Four major types exist for Scoutmaster and Assistant Scoutmaster. The First Class (FC) series of SM/ASM pins uses the first three varieties. (The fourth variety has been found in First Class ASM pins.) All round SM/ASM pins use the TNC13 variety. In all cases, silver denotes Scoutmaster and gold denotes Assistant Scoutmaster. (NOTE: These distinctions do not apply to lapel pins.)

		<p>SQUATTY CROWN, LARGE STARS (SCLS5) below wings pointing up, five stars in shield, dark green color. Exists with screw post back. Both squatty crown versions have a larger gap from the scroll to the FDL and a smaller scroll.</p>
		<p>SQUATTY CROWN, SMALL STARS (SCSS4) below wings pointing up, four stars in shield. Exists with screw post and vertical locking clasp. Comes in dark and light green shades.</p>

	<p>TALL WIDE CROWN, WIDE SHOULDER, LARGE STARS (TWC7) below wings on an angle, seven stars in the shield. Vertical locking clasp. Circa 1934-1937. Note also the larger scroll with less gap to the bottom of the FDL. Some people use this as a distinguishing characteristic.</p>
	<p>TNC13 ASM. Very few of these exist, and are believed to have been produced in 1938 only.</p>
	<p>TALL NARROW CROWN, SMALL STARS (TNC13) below wings on an angle, two rows of stars (13 dots) in the shield. Mounted on a green circle, BOY SCOUTS OF AMERICA around the edge. Circa 1938 until 1968. For circular pins: A. First pins are believed to be a rotating lock (1938-??). B. Next pins are believed to be similar to a safety pin, during World War II. C. Next pins are believed to be a crude bent wire clasp, also during World War II and perhaps immediately afterward. D. Final pins are believed to return to the rotating lock, from about 1948-68. (See Glossary for illustrations.)</p>
	<p>LAYMAN ONLY, SQUATTY CROWN, 13 SHIELD STARS (6/7), THICK KNOT. Two upright stars of Truth and Knowledge, relatively large. The upper row of stars is six, the lower seven, and somewhat uneven. This is the only example George has, so I do not know if there are other badge types. I think this may be the first edition of the Layman pin beginning in 1927. It is illustrated in the 1935 catalog. Line drawings appear to have been used before.</p>

Senior Patrol Leader and Junior Assistant Scoutmaster

Paul Myers has identified the following kinds of SPL hat pins. They follow the same general pattern above, with slight variation. Observe the several different kinds of stars, upright or slanting, and several different shapes and sizes. These have the widest variety.

1. SCLS5 (silver 1st Class with enamel in First Class, squatty crown, upright large stars beneath the wings, **five** stars in shield) in dark green enamel, with a dual screw post back (uncommon, 5-6 minimum are known). Not made in JASM.

1A. SCLS5 (bronze 1st Class with enamel in First Class, squatty crown, upright large stars beneath the wings, **five** stars in shield) in dark green enamel, with single screw post back (rare). Not made in JASM.

2. SCLS5 no enamel on dark green enamel, with a single screw post back. Some have slightly different large stars. JASM pins in gold were made after 1926.

3. SCSS4 (silver 1st Class, squatty crown, upright small stars beneath the wings, **four** stars in shield) in dark green enamel, screw post back. Paul sees three stars, I see four stars and a poor die. JASM pins in gold were made.

4. SCSS4 silver in light green enamel. JASM pins in gold were made.

5. SCMS4 (silver 1st Class, squatty crown, upright **medium** stars beneath wings, [thinner than large stars, taller than small stars]), light green enamel, screw post back. Note that the scroll is cut out just above the B and D. He sees three stars, I have four. No corresponding JASM yet found.

6. SCSS4 (gold 1st Class), light green enamel, screw post back, beginning 1933. This also has the cut-out scroll. JASM pins in gold were made.

7. TWC7 (gold 1st Class, **tall wide** crown, wide shoulders, larger stars on an angle beneath the wings, **seven** stars in shield) in light green enamel, single screw post. JASM pins were made. Beginning about 1934.

8. TNC13 (gold 1st Class, **tall narrow** crown, stars on an angle beneath the wings, **13** stars [dots] in the shield) in light green **enamel, single screw post**. TNC13 1st Class are 1/8" shorter than TWC7. JASM pins were made. Beginning about 1938.

9. TNC13 in light green **paint, horizontal crude clasp**. Believed to be war years, beginning about 1942, ending in 1945. JASM pins were made.



#1 front w/enamel

#1 reverse two posts

#1A front w/enamel

#1A back w/enamel



#2 SCLS5

#2 SCLS5 slightly different



#3 SCSS4 silver

#4 SCSS4 silver lt grn

#5 SCMS4 silver lt green

#5 Myers



#6 SCSS4 gold

#7 TWC7

#8 TNC13 screw



#9 TNC13 painted/pin

Junior Assistant Scoutmaster Pins all have gold FDLs and come in the following types:
 #2 SCLS5 dark green; #3 SCSS4 dark and #4 light green; #6 SCSS4 light green cut out scroll;
 #7 TWC7; #8 TNC13 screw; #9 TNC13 painted/pin.

Wreath Pins, Commissioner and Professional

The same pattern of SCLS5, SCSS4, TWC7 and TNC13 follows in the wreath pins. To make the comparison somewhat easier, I have here several enlarged scans of wreath pins, detailing the differences. See the glossary for illustrations of the wreath pin backs.

	 <p>Five Star</p>  <p>Four Star</p>	
<p>SCLS5. Squatty crown, large stars upright below wings, five stars in shield. Believed to be the first type, from circa 1921-19(26-30). Comes with unsupported screw back only.</p>	<p>Five stars vs. four stars. The two very enlarged scans show what five and four stars look like. Use a 10X glass. As the dies wore, some stars filled in, but the central star in the five is a key identifier.</p>	<p>SCSS4. Squatty crown, small stars upright below wings, four stars in shield. Believed to be the second type, from circa 19(26-30) to 1934. This example with unsupported screw back.</p>
<p>SCSS4. Squatty crown small stars with four stars in shield. This example with horizontal locking pin. Unsupported back.</p>	<p>TWC7. Tall wide crown, large stars slanted below wings, seven stars in shield. Sometimes called "wide shoulders." Has a small gap and large scroll. Third type, 1934-37. Horizontal locking pin with unsupported back.</p>	<p>TNC13 US. Tall narrow crown, small stars slanted below wings, thirteen stars in shield. Fourth type, first variety, about 1938. Unsupported (US) was the initial issue for a short time. Horizontal locking pin.</p>

		
<p>TNC13 VS. Tall narrow crown, small slanted stars, 13 in shield. Fourth type, second variety, 1938-56. Vertical bar support (VS) visible in scan provided needed rigidity. Vertical crude bent wire pin.</p>	<p>TNC13 FS. Tall narrow crown, small slanted stars, 13 in shield. Fourth type, third variety, 1956-68. First Class pin is attached to a full smaller backing for support (FS). Has three different pins, bent wire (rarely), horizontal locking, and dual post or clutch.</p>	



Rover Hat Pins








		
<p>Type 1. Relatively large S on the shield. TWC style crown, though 13 stars. Vertical locking pin, smooth back.</p>	<p>Type 2. Smaller S on shield. TNC style crown, 13 stars. Vertical crude pin, hole in back.</p>	<p>1970s. Kentucky Rover crews who continued after BSA abolished Rover Scouting. Not official. Clutch back.</p>

VARIETIES OF LAPEL PINS 1920-1954

Lapel pin varieties are a problem! There are a lot of them! In George's relatively small collection, there are few duplicate varieties. We're sure that other varieties will surface as collectors tell us about them. Send George a color scan at a minimum of 300 DPI, and a verbal description as well, please. The varieties we know about are shown and described below. One of the key identifiers is the number of stars and stripes in the shield. It will often take a 10X glass to see this. We have expanded the scans, but these are best viewed at 200%. Lapel pins were discontinued before 1954 (but some later resurrected). In the June 1, 1954 *Official Uniforms and Equipment* some offices have miniature pins, some do not, within the same class of offices, indicating a clearance of those left in stock. The January 1, 1956 booklet had none.

	<p>Enamel First Class (FC), wire knot, 15x11mm, RWB shield 13? stars (hard to count), 5 stripes, dark green, believed early, 1920-?.</p>
	<p>Enamel FC, wire knot, 17x12mm, RWB shield 12 stars, 5 stripes, light green matches later collar pins, 1920+?-1938</p>
	<p>Enamel FC cast knot, 14mm, shield damaged, likely RWB, 2 stars, 3 stripes</p>
	<p>FC cast knot, 16mm, 21 stars, 5 stripes, squatty crown, clear stars 2 points to wing (ASM)</p>
	<p>FC cast knot, 16mm, 9 blob stars, 5 stripes (Layman)</p>
	<p>FC cast knot, 15mm, 21 stars, 5 stripes, 2 upside down stars (JASM)</p>
	<p>FC cast knot, 15mm, 8 stars, tall crown, blob stars (Used on JASM pin, 1946-1954) (ASM)</p>

	<p>FC cast knot, 15mm, 21 stars (3/9/9), 5 stripes, 1 upside down, one slant star (SM)</p>
	<p>Round, FC cast knot, 15mm, 13 stars, 9 stripes, 2 clear upright stars (Layman)</p>
	<p>Outfit and Explorer lapel pins. The top left is an Advisor pin. Note the all silver color and blue enamel on the FDL. The top right is an Assistant Advisor, note the all gold color and blue enamel on the FDL. The middle left is the blue universal pin (prior to 1954), note the gold FDL and silver wings/anchor. The middle right is the red universal pin (1954-58), note the same gold FDL and silver wings/anchor. In addition, bottom, there is a similar Silver Award lapel pin (1949-54), without any enamel and the wings protruding as they do on the cloth badge and the medal.</p>
	<p>Wreath, FC cast knot, 15mm, 5 stars, 3 stripes, 2 upside down stars (SE)</p>
	<p>Post-1970 Lapel Pins, Tie Tacs and Tie Bars The “plain language” commissioner and other emblems came out in 1970. Lapel pins/tie tacs and tie bars came out in blue in the two years following. In 1973, commissioner and professional badges were produced with a red background. We see mostly tie tacs, but a tie tac could be used as a lapel pin. I have not been able to find any of these in the catalogs of the day.</p>
<p>1. Post-1970 plain text lapel pin (Council President) 2. Post-1970 Council Past President tie tac. 3. Institutional Representative tie tac.</p>	 <p>1. 2. 3.</p>

<p>4. Post-1973 Council Commissioner tie tac. 5. 1970-1973 District Commissioner tie bar. 6. Post-1973 Assistant District Commissioner tie tac.</p>	  
<p>7. Post-1973 National Executive Staff tie tac. 8. Post-1973 Scout Executive tie tac.</p>	 
<p>9. Post 1973 Council Executive Staff tie tac. 10. District Executive Staff. This is an actual pin.</p>	 

This monograph is continued in Part 3. We have broken it up for easier downloading.

We hope this exposition has been of interest. As you can see, there are still some gaps to fill in. If you have information that would help, please contact George at George@Crowl.org or 832-467-1998 or 16213 Congo Ln, Jersey Village, TX 77040-2011.

© 2008
V3.0 1/1/10